

School Performance Information

Professional Engagement

Staff Attendance

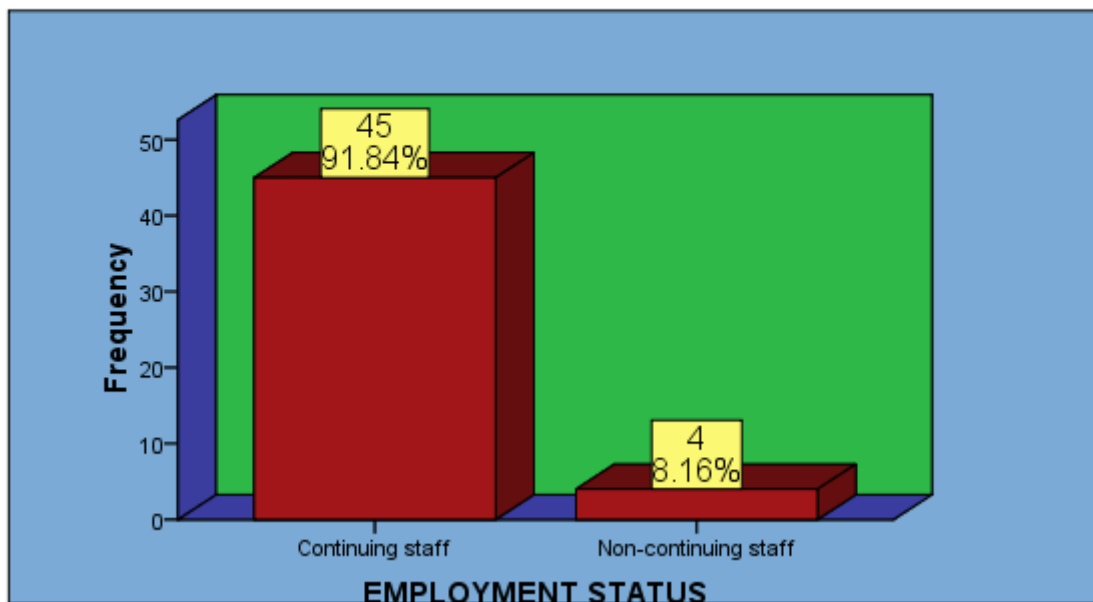
The average attendance rate for a staff member is 94.7 %

Staff Retention

EMPLOYMENT STATUS

	Frequency	Percentage
Continuing staff	45	91.8
Non-continuing staff	4	8.2
Total	49	100.0

EMPLOYMENT STATUS 2007



Expenditure and Teacher Participation in Professional Learning

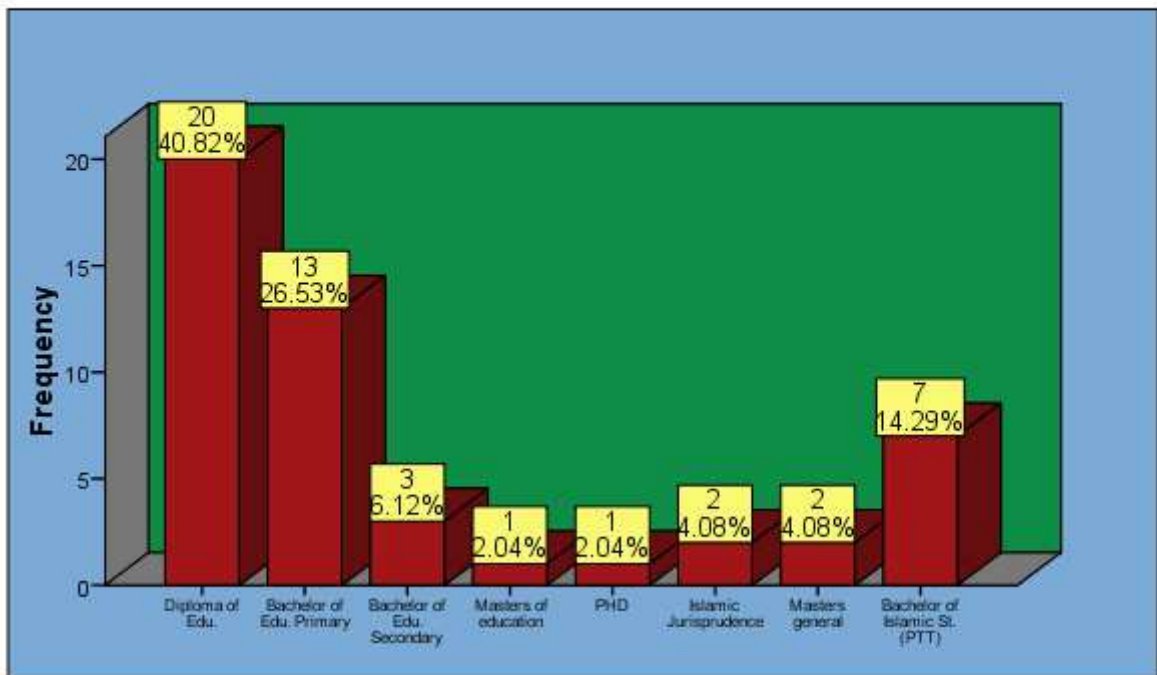
49 teachers participated in professional learning activities. Average expenditure per teacher on professional learning at the school level is \$244.00

Teacher Qualifications

TEACHER QUALIFICATIONS

	Frequency	Percentage
Bachelor of Education Primary	13	26.5
Bachelor of Education Secondary	3	6.1
Diploma of Education	20	40.8
Masters of Education	1	2.0
PHD	1	2.0
Islamic Jurisprudence	2	4.1
Masters General	2	4.1
Bachelor of Islamic St. (PTT)	7	14.3
Total	49	100.0

TEACHER QUALIFICATIONS



Key Student Outcomes

Student Attendance

The average attendance rate (percentage)

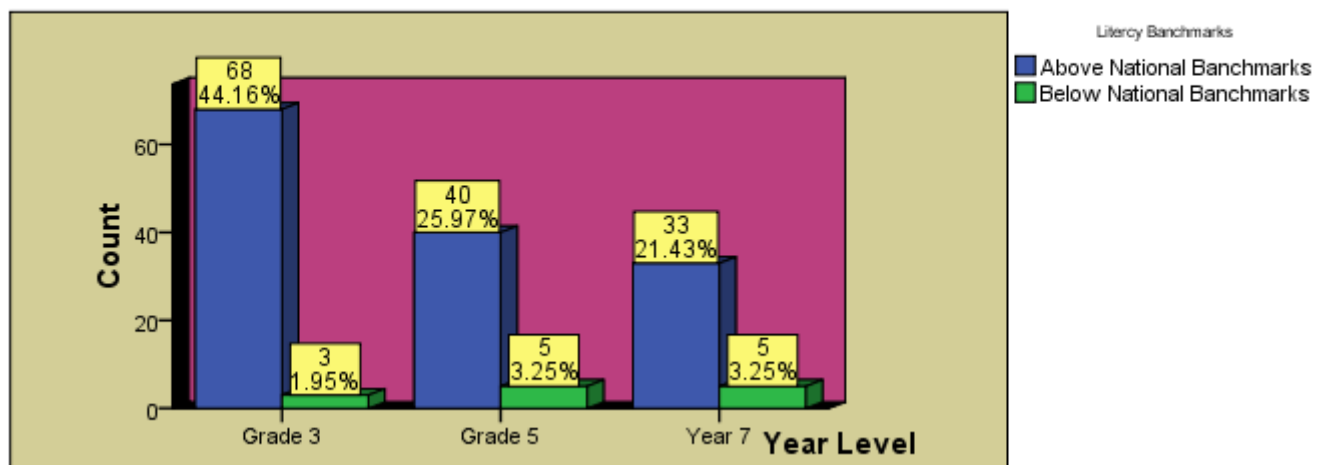
Total number of students	Number of school days in program year	Total number of student absences	Average Attendance Rate
630	196	6190	94.98%

Literacy and Numeracy Benchmarks Proportions

Literacy Benchmarks Crosstabulation

			Literacy Benchmarks	
			Above National Benchmarks	Below National Benchmarks
Year level	Grade 3	Count	68	3
		% within Literacy Benchmarks	48.2%	23.1%
	Grade 5	Count	40	5
		% within Literacy Benchmarks	28.4%	38.5%
	Year 7	Count	33	5
		% within Literacy Benchmarks	23.4%	38.5%
Total		Count	141	13
		% within Literacy Benchmarks	100.0%	100.0%

Literacy Benchmarks



Numeracy Benchmarks Crosstabulation

		Numeracy Benchmarks		
		Above National Benchmarks	Below National Benchmarks	
Year level	Grade 3	Count	71	0
		% within Numeracy Benchmarks	48.3%	.0%
	Grade 5	Count	42	3
		% within Numeracy Benchmarks	28.6%	42.9%
	Year 7	Count	34	4
		% within Numeracy Benchmarks	23.1%	57.1%
Total		Count	147	7
		% within Numeracy Benchmarks	100.0%	100.0%

Numeracy Benchmarks

